






# Online safety tools

Online safety tools are built-in features on websites, apps, and browsers designed to give you control over your experience. These include privacy settings, blocking and reporting functions, and filters that hide inappropriate or harmful content.

The internet can sometimes feel overwhelming or intrusive. These tools allow you to tailor your digital environment so that it feels safe and comfortable. They help prevent harassment, stop unwanted people from seeing your photos, and reduce the amount of personal data that companies can track.

Online safety tools are about "managing the experience" rather than "locking the door." While multi-factor authentication tools stop people from breaking into your accounts, safety tools help you manage your interactions with others and protect your wellbeing once you are already online.

Below are 5 top tips for when you are thinking of working with online safety tools:

-  **Perform a Privacy Check-up:** Most social media platforms have a "Privacy Check-up" tool. Use it once every few months to ensure only your friends can see your posts.
-  **Master the 'Block' button:** If someone is making you feel uncomfortable, you have the right to block them. This immediately stops them from contacting you or seeing your profile.
-  **Report harmful content:** If you see something upsetting or suspicious, use the "Report" tool. This alerts the platform so they can take action to protect others as well.
-  **Use 'Safe Search' filters:** Enable "SafeSearch" on search engines like Google to filter out explicit or inappropriate results, which is especially helpful if young people are using your devices.
-  **Manage your app permissions:** Check the settings on your smartphone to see which apps have access to your location, camera, or contacts. You can turn off these permissions for any app that doesn't strictly need them.